



HARD CANDY SWEET LINE



**JOVY FRUIT 2 lb 3.2 oz**

Assorted flavored hard candy filled with fruit pulp

**INGREDIENTS**

Sugar, corn syrup, citric acid, grape pulp, (strawberry, pineapple, grape, apple and orange; according to the flavor), maltodextrin, modified starch, pectin, artificial flavors and colors: (FD&C Red #40, FD&C Yellow #6, FD&C Yellow # 5 and FD&C Blue #1).

**SPECS**

- Weight per piece / Net Wt. 0.2 oz (7g)
- Pieces per bag / 142
- Weight per bag / Net Wt. 2 lb 3.2 oz (1 kg)
- Bags per Box / 14
- Box Weight / Net Wt. 31 lb (14 kg)
- Pallet configuration 7 x 5 box

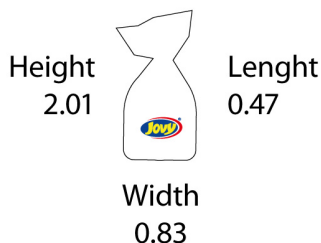


Nutrition Facts	
Datos de Nutrición	
142 servings per container/ 142 porciones por envase	
Serving size/Tamaño por porción 1 piece / pieza (7g)	
Amount per serving/Cantidad por porción	
<b>Calories/Calorías</b>	<b>30</b>
% Daily Value* / Valor Diario*	
<b>Total Fat/Grasa Total</b> 0g	0%
Saturated Fat/Grasa Saturada	0g 0%
Trans Fat/Grasa Trans	0g
<b>Cholesterol/Colesterol</b> 0mg	0%
<b>Sodium/Sodio</b> 0mg	0%
<b>Total Carbohydrate/Carbohidrato Total</b> 7g	3%
Dietary Fiber/Fibra Dietética	0g 0%
<b>Total Sugars/Azúcares Total</b> 5g	
Includes 5g Added Sugars/Incluye 5g azúcares añadidos	10%
<b>Protein/Proteínas</b> 0g	
Vitamin D/Vitamina D	0mcg 0%
Calcium/Calcio	0mg 0%
Iron/Hierro	0mg 0%
Potassium/Potasio	0mg 0%

\*The % Daily Value (DV) tells you how much a nutrient in a serving of food contributes to a daily diet. 2,000 calories a day is used for general nutrition advice.  
\*El Valor Diario (VD) le indica cuánto un nutriente en una porción de alimentos contribuye a una dieta diaria. 2,000 calorías al día se utiliza para asesoramiento de nutrición general.

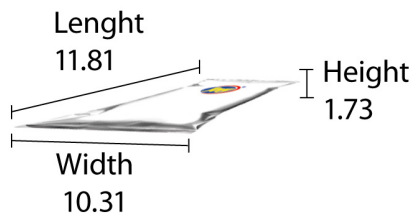


**DIMENSIONS / INCHES**



**UPC INDIVIDUAL**  
N/A


**DIMENSIONS / INCHES**



**UPC BAG**



**DIMENSIONS / INCHES**



**UPC BOX**

